

Charging instructions

Connect type-C USB cable to the port at the bottom of the body of the Necklight. Then connect the other end of the cable to a standard USB power supply or computer port.

Whilst charging, the indicator light will blink red . Once fully charged, the indicator light will turn blue.

Usage

1. Switch Button Instructions

Press the button on the head once to activate the full power light.

Press again to activate the dimmed power light.

Press once more to activate the minimum power light .

Press again to switch the light off.

Note: Each head has its own individual switch button.

2. Color Temperature Control

While the necklight is powered on, pressing the color temperature control button allows you to adjust the color temperature to suit various lighting modes.

Press the button on the unit once to change the color temperature in sequence:

Warm White / Cool White / Amber Light

Technical Data

Model	Rechargeable Necklight
LED (type, quantity)	SMD Dual color LED, 2 LEDs
Brightness Max. level	60 Lumen
Built-in Lithium Battery	Li-ion 3.7V / 1000mAh
Color Temperature Range	4300K / 6000K / 2400K
Color Rendering Index	>80
Duration	10 hrs high, 44 hrs low (Dual Head) 20 hrs high, 76 hrs low (Single Head)
Power Source of Charging	5V/0.5A
Charging time for 5V/0.5A	Approx. 3hrs




Maintenance

- If the contacts on the cable become dirty, clean with a dry cloth.
- Avoid any sudden impact
- The product should be lightly cleaned regularly.
- Any changes made to the specifications or design may not be reflected in this manual.

Cautions:

1. This product is very safe. The inner circuit protects against overcharging, and short circuiting. The cautions described are for optimal function and safety.
2. Charge the battery by using a 5V 0.5A charger (included).
3. Do not charge continuously for over 24 hours.
4. Store product in a dry and cool place.
5. Do not place in fire.
6. Please charge the battery to approx. 70% if it has not been used for a long time. Avoid storing it fully charged or fully discharged. It is normal for the battery to degrade to some extent after a long period.

Warning

-  As this product is not waterproof, please take measures to protect the product in a rainy or damp environment.
-  Do not use this product in the presence of flammable gases, chemicals and other similar materials. In rare circumstances, these materials may be sensitive to the strong light emitting from this product and fire or electromagnetic interference may result.
-  As this product has a built-in lithium battery, do not disassemble. Do not use or store the product if the ambient temperature exceeds the range of -10°C to 40°C. Please charge with cable included or equivalent within the defined voltage indicated above.